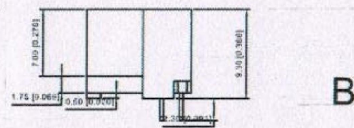
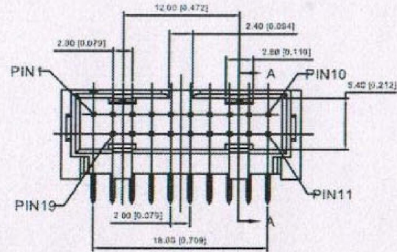
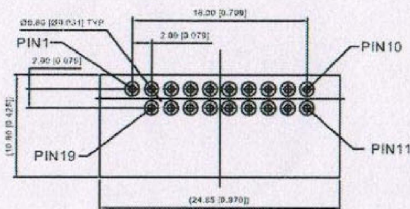


SECTION A-A

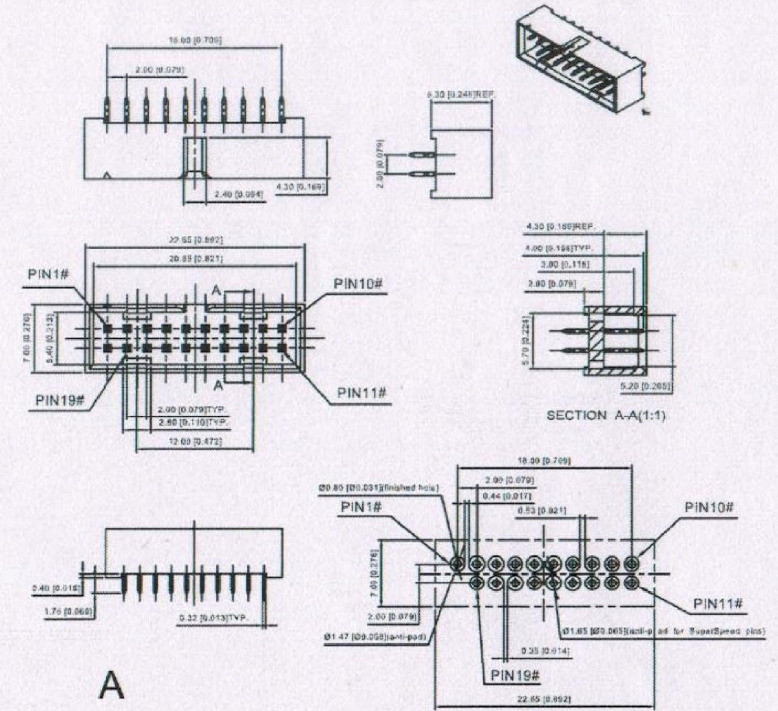
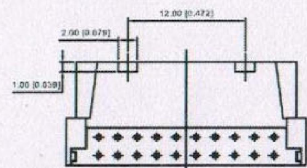
SECTION A-A



B



RECOMMENDED PCB LAYOUT
PCB THICKNESS IS 1.60mm
DEFAULT TOLERANCE ±0.05



RECOMMENDED PCB LAYOUT
PCB THICKNESS IS 1.60mm
DEFAULT TOLERANCE ±0.05

NOTE:

1.ELECTRICAL

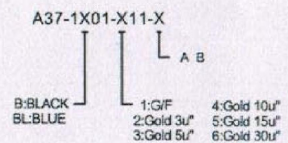
- 1) CURRENT RATING:1.5AMP;
- 2) INSULATION RESISTANCE:100MQ MIN;
- 3) CONTACT RESISTANCE:30mΩ MAX;
- 4) WITHSTANDING VOLTAGE:100V AC
- 5) OPERATING TEMPERATURE:-25°C~+75°C

2.Mechanical

- 1) Mating Force: 35N MAX
- 2) Unmating Force: 10N MIN

3. DIMENSIONS MARKED "▼" TO BE CHECKED BY Q.C & IPQC.

4. PART NO.



				ANGLAR	±5°
				L ≤ 4	±0.2
				4 < L ≤ 16	±0.3
				16 < L ≤ 63	±0.4
				L > 63	±0.5
				UNSPECIFIED TOLERANCES	
REVISIONS	DATE	REVISED	APPROVED		
www.alpsr.com www.gdxjdz.com www.xbswitch.com					



DONG GUAN XI BANG ELECTRONIC CO., LTD

DSND	SCALE: N/A	MODEL TYPE:
DWN	VIEW:	PART NO.:
CHKD	UNIT: mm/in	DWG NO.:
APPD	SIZE: A4	A37-1X01-X11-X
	WEIGHT	SHEET
		1/1
	REVISION	A0