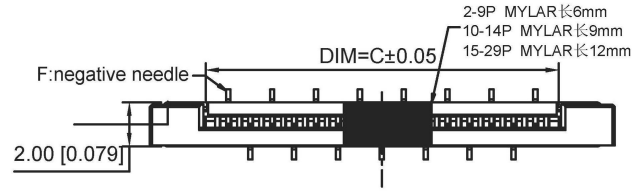

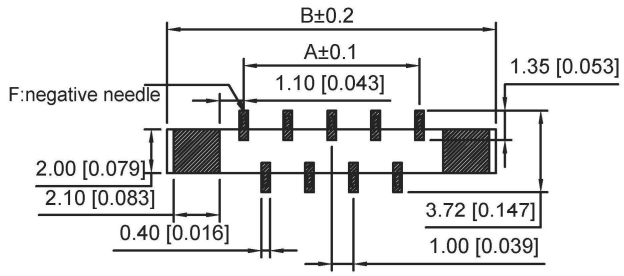

Pin	DIM A	DIM B	DIM C	
29	28.00	35.20	30.10	
28	27.00	34.20	29.10	
27	26.00	33.20	28.10	
26	25.00	32.20	27.10	
25	24.00	31.20	26.10	
24	23.00	30.20	25.10	
23	22.00	29.20	24.10	
22	21.00	28.20	23.10	
21	20.00	27.20	22.10	
20	19.00	26.20	21.10	
19	18.00	25.20	20.10	
18	17.00	24.20	19.10	
17	16.00	23.20	18.10	
16	15.00	22.20	17.10	
15	14.00	21.20	16.10	
14	13.00	20.20	15.10	
13	12.00	19.20	14.10	
12	11.00	18.20	13.10	
11	10.00	17.20	12.10	
10	9.00	16.20	11.10	
09	8.00	15.20	10.10	
08	7.00	14.20	9.10	
07	6.00	13.20	8.10	
06	5.00	12.20	7.10	
05	4.00	11.20	6.10	
04	3.00	10.20	5.10	
03	2.00	9.20	4.10	
02	1.00	8.20	3.10	

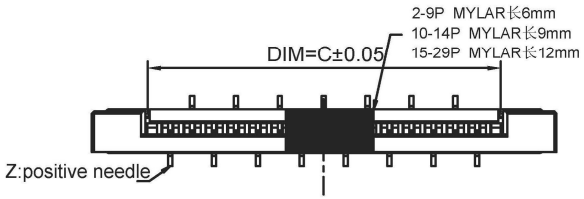

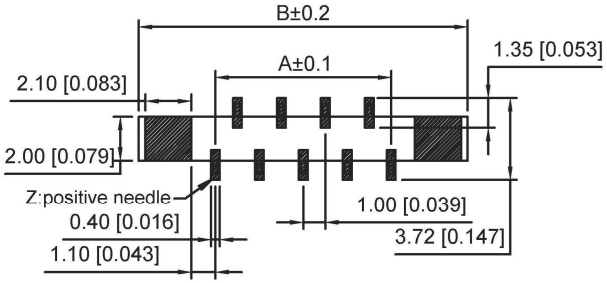

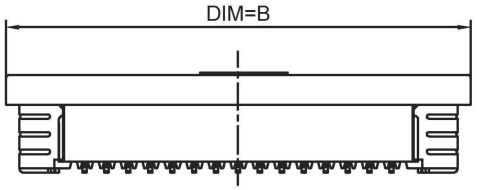

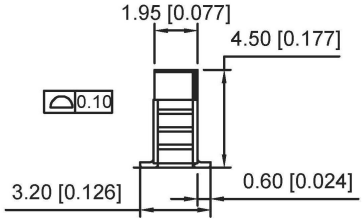

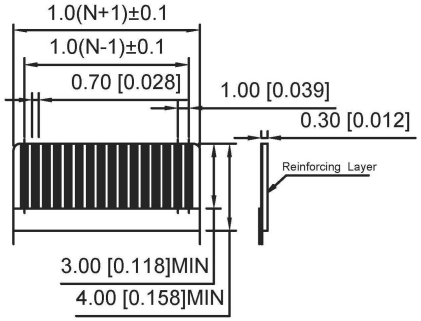

RECOMMENDED FFC DIM

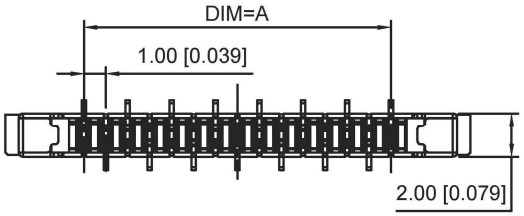

1.FPC NOT MATING CONDITION BANNED CLOSURE
2.PART NO. LEGEND

X10C20 XX X X
① ② ③ ④

① Series Name:X10C20=1.0 mm Pitch(H=2.0mm)
② Number of terminals :XX=02-29PIN
③ Plating : G:Gold Flash Over Nickel T:Tin Over Nickel
④ Z:positive needle F:negative needle

3.PERFORMANCE:
3.1: CURRENT RATING:0.5A/PIN
3.2: VOLTAGE RATING:50V(AC/DC)
3.3: CONTACT RESISTANCE: INITIAL VALUE 30mOHM Max.
3.4:INSULATIOM RESISTANCE:500MOHM Min.
3.5:DIELERIC WITHSTANDING VOLTAGE:250V AC FOR 1MINUTE.
3.6:DURABILT: 20 TIMES Min
3.7:OPERATING TEMPERATURE:-40□ ~+85□
OPERATING HUMIDITY RANGE:20% T0 85%

				ANGLAR	±5°
				L≤ 4	±0.2
				4<L≤ 16	±0.3
				16<L≤ 63	±0.4
	DATE	REVISED	APPROVED	L> 63	±0.5
REVISIONS				UNSPECIFIED TOLERANCES	

www.alpsr.com www.gdxjdz.com www.xbswitch.com

DSND		SCALE: N/A	MODEL TYPE: FPC CONNECTOR
DWN		VIEW:	PART NO.:
CHKD		UNIT: mm/in	DWG NO.: X10C20XXXX
APPD		SIZE: A4	

DONG GUAN XI BANG ELECTRONIC CO., LTD

WEIGHT	SHEET	REVISION
	1/1	A0