

F

F

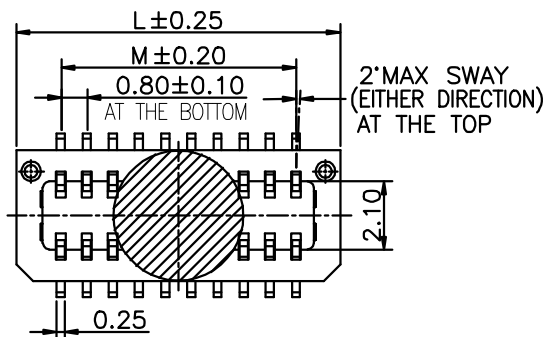


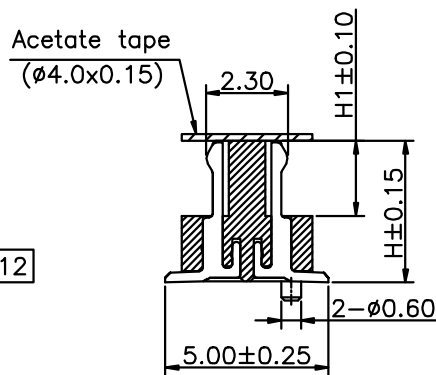
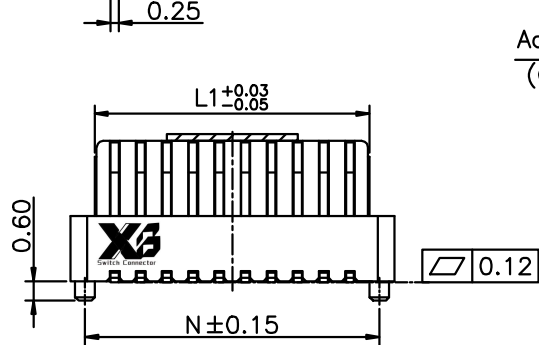
Table:

F/M ASSEM HEIGHT	PART NO.	H	H1	C
4.00H (4~25pin)	246-XXXXB001DEAX	2.80	1.80	1.350
4.50H (4~25pin)	241-XXXXB001DEAX	3.30	1.80	1.350
5.00H (4~25pin)	242-XXXXB001DEAX	3.80	1.80	1.350
5.50H (4~25pin)	243-XXXXB001DEAX	4.30	2.30	1.350
6.00H (4~25pin)	244-XXXXB001DEAX	4.80	2.30	1.350
6.50H (4~25pin)	245-XXXXB001DEAX	5.30	2.30	1.350
7.00H (4~25pin)	247-XXXXB001DEAX	5.30	2.30	1.250

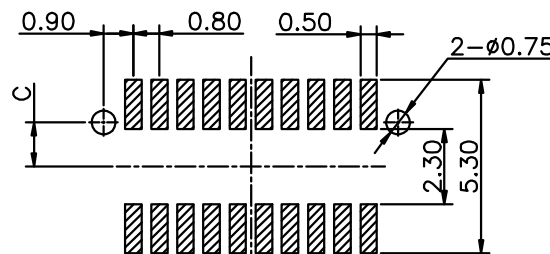
Specifications  
 Current Rating:0.5Amp  
 Insulation Resistance:500MΩMin.  
 Dielectric Withstanding Voltage:200VAC  
 Contact Resistance:20mΩMax.  
 Operating Temperature:-40°C to +105°C  
 Materials  
 Contact Material:Phosphor Bronze  
 Insulator Material:High Temperature Thermoplastic, UL 94V-0 Nylon 9T or the equivalent material  
 All materials must meet XI BANG hazardous substances control standards.

E

E



Recommended P.C.Board Layout  
 (Tolerance:±0.05)

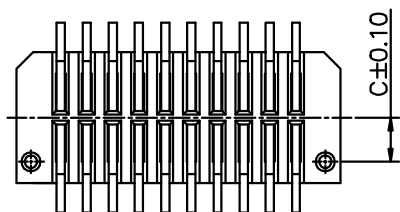


D

D

C

C



No. of PIN/ROW	Dimension Information			
	M	N	L	L1
04	2.40	4.20	5.10	3.60
05	3.20	5.00	5.90	4.40
06	4.00	5.80	6.70	5.20
07	4.80	6.60	7.50	6.00
08	5.60	7.40	8.30	6.80
09	6.40	8.20	9.10	7.60
10	7.20	9.00	9.90	8.40
11	8.00	9.80	10.70	9.20
12	8.80	10.60	11.50	10.00
13	9.60	11.40	12.30	10.80
14	10.40	12.20	13.10	11.60
15	11.20	13.00	13.90	12.40
16	12.00	13.80	14.70	13.20
17	12.80	14.60	15.50	14.00
18	13.60	15.40	16.30	14.80
19	14.40	16.20	17.10	15.60
20	15.20	17.00	17.90	16.40
21	16.00	17.80	18.70	17.20
22	16.80	18.60	19.50	18.00
23	17.60	19.40	20.30	18.80
24	18.40	20.20	21.10	19.60
25	19.20	21.00	21.90	20.40

### Ordering Information

XB-X-08-G-241 XX - XX XX B XXX X E A X

Plastic specifications  
 1=Single row  
 2=Dual row  
 3=Tripe row  
 4=Quadruple

Water code  
 See Table

No. of Pins per Row  
 04~25

Positioning column information  
 A=No locating post  
 B=Round post

Pin length  
 See the drawing

Insulator Material  
 C=LCP  
 D=Nylon 9T

Color  
 1=Black  
 2=White  
 3=Yellow  
 E=Beige

Contact Material  
 A/S/K/T=Phosphor Bronze

Packing code  
 C=Tube  
 D=Tape&Reel  
 G=Acetate Tape+Tube  
 H=Acetate Tape+Tape&Reel

A

A

<b>东莞市溪榜电子有限公司</b> DONG GUAN XI BANG ELECTRONICS CO., LTD	GENERAL TOLERANCE		DESIGNED:	DATE:	DWG. NO. XB-X-08-G-241	TITLE. 0.8 PITCH MALE BOARD TO BOARD SMT TYPE
	X.'±5.0'	X.±0.30	CHECKED:	DATE:		
	.X'±3.0'	.X±0.25	CO SIGEND:	DATE:	PART NO.	
	.XX'±2.0'	.XX±0.15	APPROVED:	DATE:		
REV. 01	UNIT. mm	SCALE. 6:1	PAGE. 1/1			