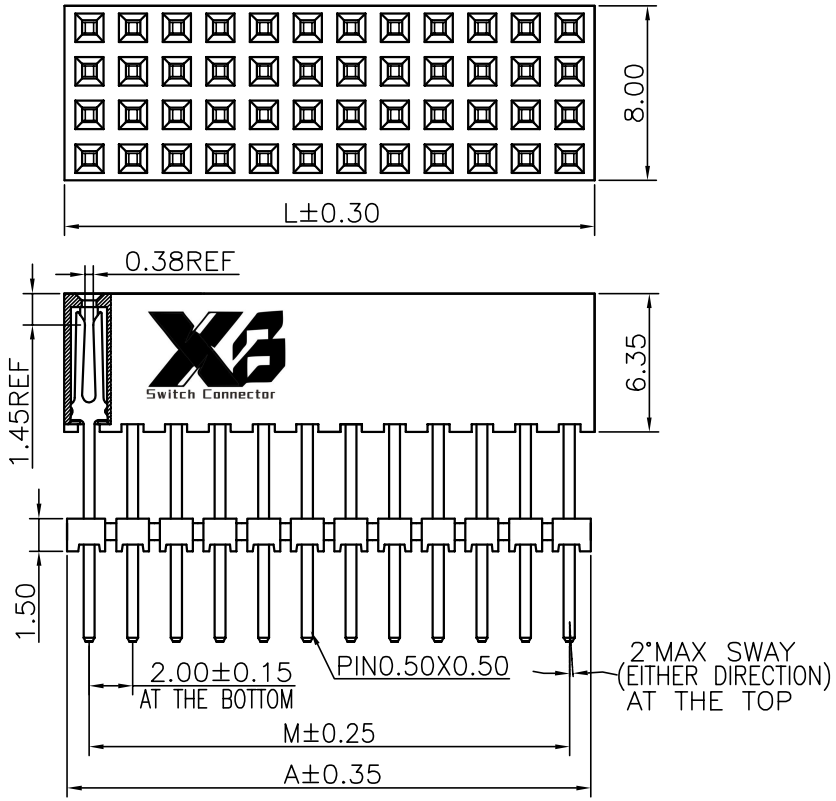

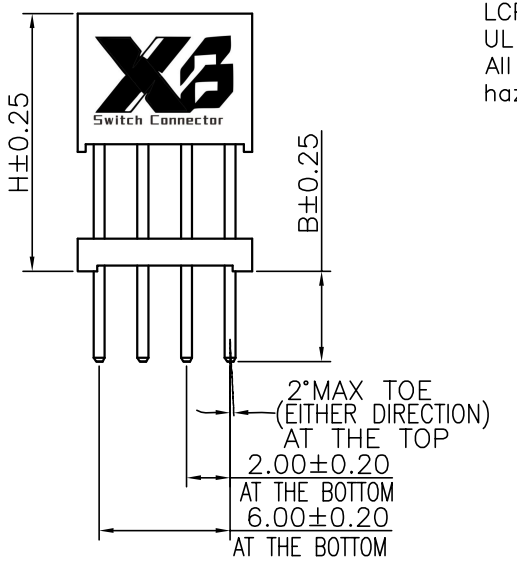

Specifications
Current Rating:2.0Amp
Insulation Resistance:1000MΩMin.
Dielectric Withstanding Voltage:500VAC
Contact Resistance:20mΩMax.
Operating Temperature:−40°C to +105°C
Materials
Contact Material:Phosphor Bronze
Insulator Material:
PBT(Not resistant to high temperature),
Nylon(High temperature resistance),
LCP(High temperature resistance),
UL 94V−0
All materials must meet XI BANG hazardous substances control standards.

No. of PIN/ROW	Dimension Information		
	M	A	L
02	2.00	4.00	4.30
03	4.00	6.00	6.30
04	6.00	8.00	8.30
05	8.00	10.00	10.30
06	10.00	12.00	12.30
07	12.00	14.00	14.30
08	14.00	16.00	16.30
09	16.00	18.00	18.30
10	18.00	20.00	20.30
11	20.00	22.00	22.30
12	22.00	24.00	24.30
13	24.00	26.00	26.30
14	26.00	28.00	28.30
15	28.00	30.00	30.30
16	30.00	32.00	32.30
17	32.00	34.00	34.30
18	34.00	36.00	36.30
19	36.00	38.00	38.30
20	38.00	40.00	40.30
21	40.00	42.00	42.30
22	42.00	44.00	44.30
23	44.00	46.00	46.30
24	46.00	48.00	48.30
25	48.00	50.00	50.30
26	50.00	52.00	52.30
27	52.00	54.00	54.30
28	54.00	56.00	56.30
29	56.00	58.00	58.30
30	58.00	60.00	60.30
31	60.00	62.00	62.30
32	62.00	64.00	64.30
33	64.00	66.00	66.30
34	66.00	68.00	68.30
35	68.00	70.00	70.30
36	70.00	72.00	7230
37	72.00	74.00	74.30
38	74.00	76.00	76.30
39	76.00	78.00	78.30
40	78.00	80.00	80.30

Ordering Information

Plastic specifications
1=Single row
2=Dual row
3=Tripe row
4=Quadruple

Water code

No. of Pins per Row
02~40

Plating code
01=Tin
02=Gold Flash
05=Gold Flash/Tin
22=Matte Tin

Positioning column information
A=No locating post
B=Round post
C=Square post

Pin length
See the drawing

Insulator Material
A=PBT
R=Nylon(Halogen Free)
C=LCP

Color
1=Black
2=White
3=Yellow
E=Beige

Contact Material
A/S/K/T=Phosphor Bronze

Packing code
A=Box
B=Tray
C=Tube
D=Tape&Reel

Recommended P.C.Board Layout
(Tolerance:±0.05)

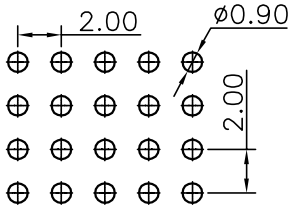

东莞市溪榜电子有限公司 DONG GUAN XI BANG ELECTRONI CS CO., LTD.	GENERAL TOLERANCE		DESIGNED:	DATE:	DWG. NO. XB-PM-A-20-402	TITLE. 2.00 FEMALE HEADER FOUR ROWS DIP TYPE CONNECTOR
	X.°±5.0°	X.±0.30	CHECKED:	DATE:		
	.X°±3.0°	.X±0.25	CO SIGNED:	DATE:	PART NO. XB-PM-A-20-402	
	.XX°±2.0°	.XX±0.15	APPROVED:	DATE:		
	.XXX°±1.0°	.XXX±0.10				
REV. 01 / UNIT. mm / SCALE. 3:1 / PAGE. 1/1						