CAD FILE:

ROHS

NOTES:

1. Material: stainless steel (SUS301-3/4H) 0.25t
2. Finish: 80~120u" tin plating under 20~40u" nickel plating over all
3. Burr 0.03mm max.
4. Coplanarity is 0.1mm max.
5. RoHS compliant
6. Packaging: tape and reel

REV.	DESCRIPTION	DRAWN	DATE
2	Revised PCB layout, release drawing	FROS	2021/06/23
3	Revised packaging	FROS	2021/08/03
3.1	Revised tolerance	FROS	2021/09/28

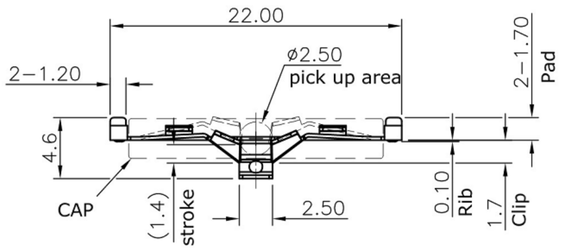

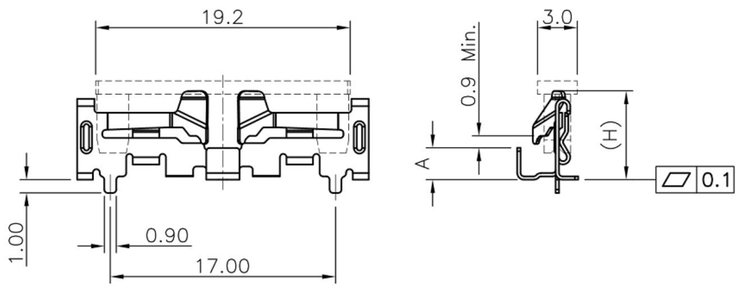

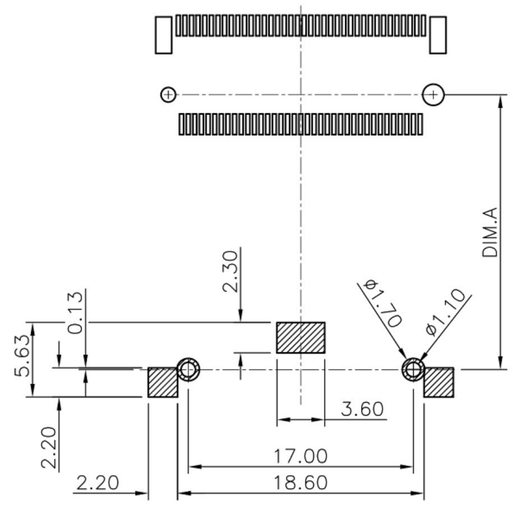

RECOMMENDED LAYOUT (TOP VIEW)
GENERAL TOLERANCE: ±0.05mm

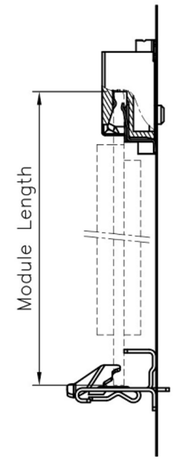

Module Length	DIM.A
42	40.58
60	58.58
80	78.58
110	108.58

How to order:

123A- XX L 1

XX: Connector height
L: Latch
1: serial number

XX	P/N	Dim. A	Dim. H
30	123A- 30 L 1	1.40	5.7
40	123A- 40 L 1	2.40	6.7
58	123A- 58 L 1	4.05	8.4

NO.	PARTS	MATERIALS	Q'TY	FINISH
8				
7				
6				
5				
4	CONTACT	SUS	1	Ag CLAD
3	CASE	PPA/BRASS SRTIP	1	BLACK/Ag PLATED
2	COVER	STEEL STRIP	1	Ni PLATED
1	KNOB	PPA	1	BLACK

TOLERANCE UNLESS SPECIFIED
WITHIN 1.5mm : ±0.1mm
OVER 1.5mm : ±0.2mm

ISSUE	DATE	DESCRIPTIONS OF REVISION	APPD.
A	2012-9-25	初 版	ZENQ. CHEN

TITLE : PCB卡插座
UNIT : mm
DRWG NO.: XB-123A-XXL1_B_3.1
MODEL: PCB Card Socket
SCALE: 5:1

DWN.	JUN. YANG	2012-9-25
CHK'D	DONG. PANG	2012-9-25
APPD.	ZENQ. CHEN	2012-9-25

Switch Connector
东莞市溪榜电子有限公司
DONG GUAN XI BANG ELECTRONI CS CO., LTD.