REV.	ECN NO.	DESCRIPTION	DESIGN	DATE
A		INITIAL	Lucky	2020.05.26

NOTES:

1. REQUEST OF THE SPECIFICATION:
   - 1.1 CONTACT CURRENT RATING: 1A.;
   - 1.2 CONTACT RESISTANCE: 100 mΩ MAX.;
   - 1.3 INSULATION RESISTANCE: 100MΩ MIN.;
   - 1.4 DIELECTRIC WITHSTANDING: 500V AC MIN.;
   - 1.5 DURABILITY: 5,000 CYCLES MIN.;
   - 1.6 CONNECTOR MATING FORCES: 29.8N (3.00Kgf) MAX.;
   - 1.7 CONNECTOR UNMATING FORCES: 2.98N(0.30Kgf) MIN.;

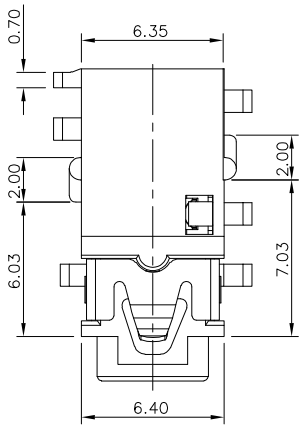

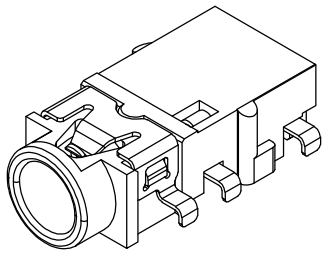

3D VIEW

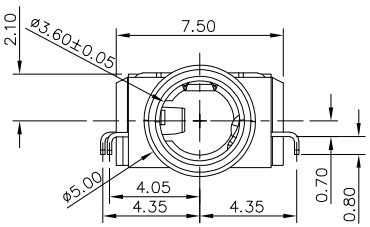

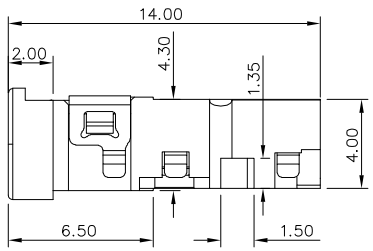

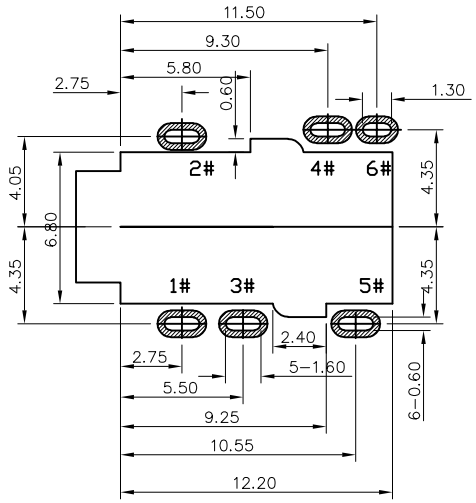

P.C.B LAYOUT
TOP VIEW

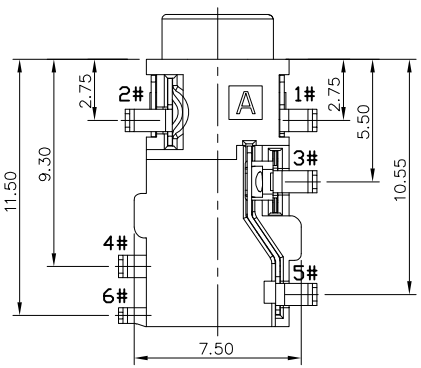

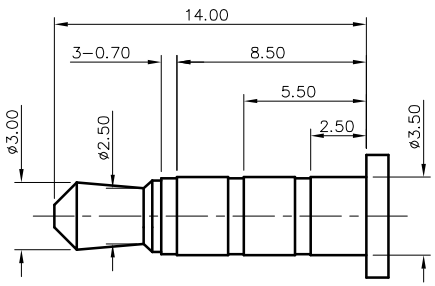

(ø3.50mm 4 POLE PLUG DETAIL DRAWING)

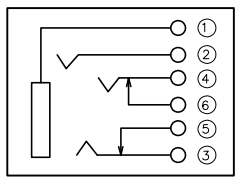

SCHEMATIC

ITEM	NAME	Q'TY	DESCRIPTION	NOTE
7	TERMINAL 6#	1	STAINLESS STEEL; NICKEL UNDER PLATING OVERALL,GOLD FLASH ON SOLDER AREA	T=0.20
6	TERMINAL 5#	1	STAINLESS STEEL; NICKEL UNDER PLATING OVERALL,GOLD FLASH ON SOLDER AREA	T=0.20
5	TERMINAL 4#	1	PHOSPHOR BRONZE; THE BOTTOM OF THE NICKEL; THE WHOLE GOLD FLASH PLATING.	T=0.20
4	TERMINAL 3#	1	STAINLESS STEEL; NICKEL UNDER PLATING OVERALL,GOLD FLASH ON SOLDER AREA ;GOLD FLASH ON CONTACT AREA	T=0.20
3	TERMINAL 2#	1	PHOSPHOR BRONZE; NICKEL UNDER PLATING OVERALL,GOLD FLASH ON SOLDER AREA ;GOLD FLASH ON CONTACT AREA	T=0.20
2	TERMINAL 1#	1	STAINLESS STEEL; THE BOTTOM OF THE NICKEL; THE WHOLE GOLD FLASH PLATING.	T=0.20
1	HOUSING	1	PPA COLOR BLACK	

UNLESS OTHERWISE SPECIFED TOLERANCES

DECIMALS: DIM	TOL	ANGLES: DIM	TOL
X.	±0.35	X.	±2°
X.X	±0.30	X.X	±1°
X.XX	±0.20	X.XX	—
X.XXX	±0.10	X.XXX	—

东莞市溪榜电子有限公司
DONG GUAN XI BANG ELECTRONI CS CO., LTD.

DWG NO.		PART NAME: PHONE JACK
DESIGN:	Lucky 2020.05.26	PART NO. XB-PJ35A028-F06G1BR-C
CHECK:		REV. A / UNIT: mm / SHEET: 1/1
APPROVED	Lucky 2020.05.26	